



## CERTIFICATE OF CALIBRATION

Certificate No.: 15CA1203 04-01 Page 1 of 2

### Item tested

Description:	Sound Level Meter (Type 1)	Microphone
Manufacturer:	B & K	B & K
Type/Model No.:	2236	4188
Serial/Equipment No.:	2100736	2288941
Adaptors used:	-	-

### Item submitted by

Customer Name: Lam Geotechnics Limited  
Address of Customer: -  
Request No.: -  
Date of receipt: 03-Dec-2015

Date of test: 04-Dec-2015

### Reference equipment used in the calibration

Description:	Model:	Serial No.	Expiry Date:	Traceable to:
Multi function sound calibrator	B&K 4226	2288444	19-Jun-2016	CIGISMEC
Signal generator	DS 360	33873	16-Apr-2016	CEPREI
Signal generator	DS 360	61227	16-Apr-2016	CEPREI

### Ambient conditions

Temperature:  $22 \pm 1$  °C  
Relative humidity:  $50 \pm 10$  %  
Air pressure:  $1010 \pm 10$  hPa

### Test specifications

- The Sound Level Meter has been calibrated in accordance with the requirements as specified in BS 7580: Part 1: 1997 and the lab calibration procedure SMTP004-CA-152.
- The electrical tests were performed using an electrical signal substituted for the microphone which was removed and replaced by an equivalent capacitance within a tolerance of  $\pm 20\%$ .
- The acoustic calibration was performed using an B&K 4226 sound calibrator and corrections was applied for the difference between the free-field and pressure responses of the Sound Level Meter.

### Test results

This is to certify that the Sound Level Meter conforms to BS 7580: Part 1: 1997 for the conditions under which the test was performed.

Details of the performed measurements are presented on page 2 of this certificate.

Actual Measurement data are documented on worksheets.

Approved Signatory:

Huang Jian Min/Feng Jun Qi

Date: 05-Dec-2015

Company Chop:



Comments: The results reported in this certificate refer to the condition of the instrument on the date of calibration and carry no implication regarding the long-term stability of the instrument.



## CERTIFICATE OF CALIBRATION

(Continuation Page)

Certificate No.: 15CA1203 04-01 Page 2 of 2

### 1. Electrical Tests

The electrical tests were performed using an equivalent capacitance substituted for the microphone. The results are given in below with test status and the estimated uncertainties. The "Pass" means the result of the test is inside the tolerances stated in the test specifications. The "-" means the result of test is outside these tolerances.

Test:	Subtest:	Status:	Expanded Uncertainty (dB)	Coverage Factor
Self-generated noise	A	Pass	0.3	2.1
	C	Pass	1.0	
	Lin	Pass	2.0	
Linearity range for Leq	At reference range , Step 5 dB at 4 kHz	Pass	0.3	2.2
	Reference SPL on all other ranges	Pass	0.3	
	2 dB below upper limit of each range	Pass	0.3	
	2 dB above lower limit of each range	Pass	0.3	
Linearity range for SPL	At reference range , Step 5 dB at 4 kHz	Pass	0.3	
	A	Pass	0.3	
	C	Pass	0.3	
Frequency weightings	Lin	Pass	0.3	
	Single Burst Fast	Pass	0.3	
	Single Burst Slow	Pass	0.3	
Peak response	Single 100µs rectangular pulse	Pass	0.3	
	R.M.S. accuracy	Pass	0.3	
Time weighting I	Single burst 5 ms at 2000 Hz	Pass	0.3	
	Repeated at frequency of 100 Hz	Pass	0.3	
Time averaging	1 ms burst duty factor 1/10 <sup>3</sup> at 4kHz	Pass	0.3	
	1 ms burst duty factor 1/10 <sup>4</sup> at 4kHz	Pass	0.3	
Pulse range	Single burst 10 ms at 4 kHz	Pass	0.4	
Sound exposure level	Single burst 10 ms at 4 kHz	Pass	0.4	
Overload indication	SPL	Pass	0.3	
	Leq	Pass	0.4	

### 2. Acoustic tests


The complete sound level meter was calibrated on the reference range using a B&K 4226 acoustic calibrator with 1000Hz and SPL 94 dB. The sensitivity of the sound level meter was adjusted. The test result at 125 Hz and 8000 Hz are given in below with test status and the estimated uncertainties.


Test:	Subtest	Status	Expanded Uncertainty (dB)	Coverage Factor
Acoustic response	Weighting A at 125 Hz	Pass	0.3	
	Weighting A at 8000 Hz	Pass	0.5	

### 3. Response to associated sound calibrator

N/A

The expanded uncertainties have been calculated in accordance with the ISO Publication "Guide to the expression of uncertainty in measurement", and gives an interval estimated to have a level of confidence of 95%. A coverage factor of 2 is assumed unless explicitly stated.

Calibrated by:  - End -  
Date: 04-Dec-2015

Checked by:   
Date: 05-Dec-2015

The standard(s) and equipment used in the calibration are traceable to national or international recognised standards and are calibrated on a schedule to maintain the required accuracy level.



## CERTIFICATE OF CALIBRATION

Certificate No.: 15CA1203 04-02

Page: 1 of 2

### Item tested

Description: Acoustical Calibrator (Class 1)  
Manufacturer: Rion Co., Ltd.  
Type/Model No.: NC-73  
Serial/Equipment No.: 10707358  
Adaptors used: -

### Item submitted by

Customer: Lam Geotechnics Ltd.  
Address of Customer: -  
Request No.: -  
Date of receipt: 03-Dec-2015

Date of test: 04-Dec-2015

### Reference equipment used in the calibration

Description:	Model:	Serial No.	Expiry Date:	Traceable to:
Lab standard microphone	B&K 4180	2341427	15-Apr-2016	SCL
Preamplifier	B&K 2673	2239857	22-Apr-2016	CEPREI
Measuring amplifier	B&K 2610	2346941	22-Apr-2016	CEPREI
Signal generator	DS 360	61227	16-Apr-2016	CEPREI
Digital multi-meter	34401A	US36087050	17-Apr-2016	CEPREI
Audio analyzer	8903B	GB41300350	17-Apr-2016	CEPREI
Universal counter	53132A	MY40003662	16-Apr-2016	CEPREI

### Ambient conditions

Temperature:  $22 \pm 1$  °C  
Relative humidity:  $50 \pm 10$  %  
Air pressure:  $1010 \pm 5$  hPa

### Test specifications


- The Sound Calibrator has been calibrated in accordance with the requirements as specified in IEC 60942 1997 Annex B and the lab calibration procedure SMTP004-CA-156.
- The calibrator was tested with its axis vertical facing downwards at the specific frequency using insert voltage technique.
- The results are rounded to the nearest 0.01 dB and 0.1 Hz and have not been corrected for variations from a reference pressure of 1013.25 hectoPascals as the maker's information indicates that the instrument is insensitive to pressure changes.

### Test results

This is to certify that the sound calibrator conforms to the requirements of annex B of IEC 60942: 1997 for the conditions under which the test was performed. This does not imply that the sound calibrator meets IEC 60942 under any other conditions.


Details of the performed measurements are presented on page 2 of this certificate.

Approved Signatory:

  
Huang Jian Min/Feng Jun Qi

Date: 05-Dec-2015

Company Chop:



Comments: The results reported in this certificate refer to the condition of the instrument on the date of calibration and carry no implication regarding the long-term stability of the instrument.





## EQUIPMENT PERFORMANCE CHECK / CALIBRATION REPORT

**Report No.** : HK1610488  
**Project Name** : EQUIPMENT PERFORMANCE CHECK/CALIBRATION REPORT  
**Date of Issue** : 24/09/2016  
  
**Customer** : LAM GEOTECHNICS LIMITED  
**Address** : 11/F., CENTRE POINT, 181-185 GLOUCESTER ROAD, WAN CHAI, HONG KONG

---

**Calibration Job No.** : HK1610488  
**Test Item No.** : HK1610488-01  
**Test Item Details**  
**Test Item Description** : Multifunctional Meter  
**Manufacturer** : YSI  
**Model No.** : YSI 600XL  
**Serial No.** : 05C1607  
**Performance Method** : Checked according to in-house method CAL005  
 (References: Temperature (Section 6 of International Accreditation New Zealand Technical Guide No. 3 Second edition March 2008: Working Thermometer Calibration Procedure), pH value (APHA 21e 4500H:B), Salinity (Refer to Conductivity APHA 19e 2510B ) , Dissolved oxygen (APHA 19e 4500-O,C))  
  
**Test Item Receipt Date** : 22-Sep-16  
**Test Item Calibration Date** : 23-Sep-16

---

- Notes :
1. This report shall not be reproduced, except in full, without prior approval from Pilot Testing Limited.
  2. Results relate to item(s) as received.
  3.  $\pm$  indicates the tolerance limit
  4. N/A = Not applicable
  5. APHA - American Public Health Association, American Water Works Association and Water Environment Federation, Standard Methods for the Examination of Water and Wastewater, APHA-AWWA-WEF. USA
  6. DO, pH, salinity and temperature performance check was conducted by Pilot Testing Limited.
  7. Because of high sensitivity and ease of measurement, the conductivity method (according to APHA 19e 2510) is used to determine salinity.

Approved Signatory :

Ms. Wong Po Yan, Pauline  
(Testing Engineer)

Issue Date:

24/09/2016


**REPORT OF EQUIPMENT PERFORMANCE CHECK/CALIBRATION**

**WORK ORDER:** HK1610488  
**DATE OF ISSUE:** 24/09/2016  
**CLIENT:** LAM GEOTECHNICS LIMITED

<b>Equipment Type</b>	Multifunctional Meter
<b>Manufacturer</b>	YSI
<b>Model No.</b>	YSI 600XL
<b>Serial No.</b>	05C1607
<b>Date of Calibration</b>	23-Sep-16
<b>Date of next Calibration</b>	23-Dec-16

**Parameters:**

**Temperature (Method Ref: Section 6 of International Accreditation New Zealand Technical Guide No.3 Second edition March 2008: Working Thermometer Calibration Procedure)**

Reference Reading (°C)	Display Reading (°C)	Deviation (°C)
10.9	10.7	-0.2
17.0	16.9	-0.1
26.5	26.4	-0.1
	Tolerance Limit	±2.0

**pH Value (Method Ref: APHA21e, 4500H:B)**

Expected Reading (pH unit)	Reference Reading (pH unit)	Display Reading (pH unit)	Deviation (pH unit)
4.0	4.00	4.01	0.01
7.0	7.00	6.88	-0.12
10.0	10.01	10.03	0.02
	Tolerance Limit		±0.20

**Conductivity (Method Ref: APHA 19e, 2510)**

KCl concentration (mol/L)	Reference Reading (ms/cm)	Display Reading (ms/cm)	Deviation (%)
0.0000	0.00	0.00	--
0.1000	12.86	12.80	-0.47
0.2000	25.20	24.70	-1.98
0.5000	58.10	57.60	-0.86
	Tolerance Limit		±2.0

**Dissolved Oxygen (DO) (Method Ref: APHA 19e, 4500-O, C)**

Reference DO reading (mg/L)	DO reading od DO probe (mg/L)	Deviation (mg/L)
8.62	8.69	0.07
6.22	6.34	0.12
4.12	4.19	0.07
	Tolerance Limit	±0.20

- Remarks:
- (1) Maxium tolerance and calibration frequency stated in the report, unless otherwise stated, the internal acceptance criteria of Pilot Testing Limited will be followed.
  - (2) Displayed reading presents the figures shown on item under calibration/checking regardless of equipment precision or significant figures.
  - (3) Because of high sensitivity and ease of measurement, the conductivity method (accoridng to APHA 19e 2510) is used to determine salinity.
  - (4) Due to the malfunction of pH sensor, there is no reading shown on the multimeter's screen. pH parameter is failed to comply with the tolerance.

- End of Report -



## EQUIPMENT PERFORMANCE CHECK / CALIBRATION REPORT

Report No. : HK1610503  
 Project Name : EQUIPMENT PERFORMANCE CHECK/CALIBRATION REPORT  
 Date of Issue : 29/09/2016

Customer : LAM GEOTECHNICS LIMITED  
 Address : 11/F., CENTRE POINT, 181-185 GLOUCESTER ROAD, WAN CHAI, HONG KONG

---

Calibration Job No. : HK1610503  
 Test Item No. : HK1610503-01  
 Test Item Details  
 Test Item Description : Multifunctional Meter  
 Manufacturer : YSI  
 Model No. : Professional Plus  
 Serial No. : 14M100277  
 Performance Method : Checked according to in-house method CAL005  
 (References: Temperature (Section 6 of International Accreditation New Zealand Technical Guide No. 3 Second edition March 2008: Working Thermometer Calibration Procedure), pH value (APHA 21e 4500H:B), Salinity (Refer to Conductivity APHA 19e 2510B ) , Dissolved oxygen (APHA 19e 4500-O,C))

Test Item Receipt Date : 28-Sep-16  
 Test Item Calibration Date : 28-Sep-16

---

- Notes :
1. This report shall not be reproduced, except in full, without prior approval from Pilot Testing Limited.
  2. Results relate to item(s) as received.
  3.  $\pm$  indicates the tolerance limit
  4. N/A = Not applicable
  5. APHA - American Public Health Association, American Water Works Association and Water Environment Federation, Standard Methods for the Examination of Water and Wastewater, APHA-AWWA-WEF. USA
  6. DO, pH, salinity and temperature performance check was conducted by Pilot Testing Limited.
  7. Because of high sensitivity and ease of measurement, the conductivity method (according to APHA 19e 2510) is used to determine salinity.

32.1

Approved Signatory

Issue Date:

29/09/2016

Ms. Wong Po Yan, Pauline  
 (Testing Engineer)


**REPORT OF EQUIPMENT PERFORMANCE CHECK/CALIBRATION**

**WORK ORDER:** HK1610503  
**DATE OF ISSUE:** 29/09/2016  
**CLIENT:** LAM GEOTECHNICS LIMITED

<b>Equipment Type</b>	Multifunctional Meter
<b>Manufacturer</b>	YSI
<b>Model No.</b>	Professional Plus
<b>Serial No.</b>	14M100277
<b>Date of Calibration</b>	28-Sep-16
<b>Date of next Calibration</b>	28-Dec-16

**Parameters:**

**Temperature (Method Ref: Section 6 of International Accreditation New Zealand Technical Guide No.3 Second edition March 2008: Working Thermometer Calibration Procedure)**

Reference Reading (°C)	Display Reading (°C)	Deviation (°C)
14.7	13.5	-1.2
23.6	24.8	1.2
32.1	34.0	1.9
	Tolerance Limit	±2.0

**pH Value (Method Ref: APHA21e, 4500H:B)**

Expected Reading (pH unit)	Reference Reading (pH unit)	Display Reading (pH unit)	Deviation (pH unit)
4.0	3.90	4.09	0.19
7.0	7.03	7.14	0.11
10.0	9.85	9.71	-0.14
	Tolerance Limit		±0.20

**Conductivity (Method Ref: APHA 19e, 2510)**

KCl concentration (mol/L)	Reference Reading (ms/cm)	Display Reading (ms/cm)	Deviation (%)
0.0000	0.00	0.00	--
0.1000	13.17	13.03	-1.06
0.2000	25.03	25.02	-0.04
0.5000	58.02	58.20	0.31
	Tolerance Limit		±2.0

**Dissolved Oxygen (DO) (Method Ref: APHA 19e, 4500-O, C)**

Reference DO reading (mg/L)	DO reading od DO probe (mg/L)	Deviation (mg/L)
8.36	8.20	-0.16
5.21	5.06	-0.15
4.90	4.82	-0.08
	Tolerance Limit	±0.20

- Remarks:
- (1) Maxium tolerance and calibration frequency stated in the report, unless otherwise stated, the internal acceptance criteria of Pilot Testing Limited will be followed.
  - (2) Displayed reading presents the figures shown on item under calibration/checking regardless of equipment precision or significant figures.
  - (3) Because of high sensitivity and ease of measurement, the conductivity method (accorndg to APHA 19e 2510) is used to determine salinity.

32.1

- End of Report -





**REPORT OF EQUIPMENT PERFORMANCE CHECK / CALIBRATION**

**Information supplied by customer:**

**CONTACT:** MR. SAM LAM **WORK ORDER:** HK1610515  
**CLIENT:** LAM GEOTECHNICS LIMITED  
**DATE RECEIVED:** 30/09/2016  
**DATE OF ISSUE:** 15/10/2016  
**ADDRESS:** 11/F, CENTRE POINT, 181-185, GLOUCESTER ROAD,  
WANCHAI, HONG KONG  
**PROJECT:** ---

**METHOD OF PERFORMANCE CHECK/ CALIBRATION:**

Ref: APHA22nd ed 2130B

**COMMENTS**

It is certified that the item under performance check/calibration has been calibrated/checked by corresponding calibrated equipment in the laboratory.  
Maximum Tolerance and calibration frequency stated in the report, unless otherwise stated, the internal acceptance criteria of Pilot Testing Limited will be followed.

<b>Scope of Test:</b>	Turbidity
<b>Equipment Type:</b>	Turbidimeter
<b>Brand Name:</b>	Xin Rui
<b>Model No.:</b>	WGZ-3B
<b>Serial No.:</b>	1403009
<b>Equipment No.:</b>	---
<b>Date of Calibration:</b>	30/09/2016

**Remarks:**

This is the Final Report. Results apply to sample(s) as submitted. All pages of this report have been checked and approved for release.

Approved Signatory: \_\_\_\_\_  
Ms. Wong Po Yan, Pauline  
Testing Engineer

Issue Date: \_\_\_\_\_ 15/10/2016

This report may not be reproduced except with prior written approval from Pilot Testing Limited.

Address: No.B12, 5th Floor, Block B, Tonic Industrial Centre, No.19 Lam Hing Street, Kowloon Bay, Kowloon  
Phone +852 2527 6691 | Email info@pilot-testing.com

**REPORT OF EQUIPMENT PERFORMANCE CHECK / CALIBRATION**

**WORK ORDER:** HK1610515  
**DATE OF ISSUE:** 15/10/2016  
**CLIENT:** LAM GEOTECHNICS LIMITED

<b>Equipment Type:</b>	Turbidimeter
<b>Brand Name:</b>	Xin Rui
<b>Model No.:</b>	WGZ-3B
<b>Serial No.:</b>	1403009
<b>Equipment No.:</b>	---
<b>Date of Calibration:</b>	30/09/2016
<b>Date of next Calibration:</b>	30/12/2016

**Parameters:**  
**Turbidity**

Method Ref: APHA 22<sup>nd</sup> ed. 2130B

Expected Reading (NTU)	Display Reading (NTU)	Tolerance
0	0.00	---
4	3.96	-1.0%
10	10.0	0.0%
40	39.1	-2.3%
100	99.0	-1.0%
400	400	0.0%
1000	995	-0.5%
	Tolerance Limit (±)	10%

Remark: "Displayed Reading" presents the figures shown on item under calibration/checking regardless of equipment precision or significant figures.



## REPORT OF EQUIPMENT PERFORMANCE CHECK / CALIBRATION

## Information supplied by customer:

CONTACT: MR. SAM LAM WORK ORDER: HK1610441  
CLIENT: LAM GEOTECHNICS LIMITED  
DATE RECEIVED: 02/09/2016  
DATE OF ISSUE: 05/09/2016  
ADDRESS: 11/F, CENTRE POINT, 181-185, GLOUCESTER ROAD,  
WANCHAI, HONG KONG  
PROJECT: ---

## METHOD OF PERFORMANCE CHECK/ CALIBRATION:

Ref: APHA22nd ed 2130B

**COMMENTS**

It is certified that the item under performance check/calibration has been calibrated/checked by corresponding calibrated equipment in the laboratory.


Maximum Tolerance and calibration frequency stated in the report, unless otherwise stated, the internal acceptance criteria of Pilot Testing Limited will be followed.

Scope of Test:	Turbidity
Equipment Type:	Turbidimeter
Brand Name:	Xin Rui
Model No.:	WGZ-3B
Serial No.:	1512046
Equipment No.:	---
Date of Calibration:	05/09/2016

## Remarks:

This is the Final Report. Results apply to sample(s) as submitted. All pages of this report have been checked and approved for release.

Approved Signatory: \_\_\_\_\_

  
Ms. Wong Po Yan, Pauline  
Testing Engineer

Issue Date: \_\_\_\_\_

05/09/2016

This report may not be reproduced except with prior written approval from Pilot Testing Limited.

Address: No.B12, 5th Floor, Block B, Tonic Industrial Centre, No.19 Lam Hing Street, Kowloon Bay, Kowloon  
Phone +852 2527 6691 | Email info@pilot-testing.com

**REPORT OF EQUIPMENT PERFORMANCE CHECK / CALIBRATION**

**WORK ORDER:** HK1610441  
**DATE OF ISSUE:** 05/09/2016  
**CLIENT:** LAM GEOTECHNICS LIMITED

<b>Equipment Type:</b>	Turbidimeter
<b>Brand Name:</b>	Xin Rui
<b>Model No.:</b>	WGZ-3B
<b>Serial No.:</b>	1512046
<b>Equipment No.:</b>	---
<b>Date of Calibration:</b>	05/09/2016
<b>Date of next Calibration:</b>	05/12/2016

**Parameters:****Turbidity**Method Ref: APHA 22<sup>nd</sup> ed. 2130B

Expected Reading (NTU)	Display Reading (NTU)	Tolerance
0	0.00	---
4	4.10	2.5%
10	10.1	1.0%
40	41.2	3.0%
100	109	9.0%
400	407	1.8%
1000	1000	0.0%
	Tolerance Limit (±)	10%

Remark: "Displayed Reading" presents the figures shown on item under calibration/checking regardless of equipment precision or significant figures.

**REPORT OF EQUIPMENT PERFORMANCE CHECK / CALIBRATION****Information supplied by customer:**

**CONTACT:** MR. SAM LAM **WORK ORDER:** HK1610515  
**CLIENT:** LAM GEOTECHNICS LIMITED  
**DATE RECEIVED:** 30/09/2016  
**DATE OF ISSUE:** 15/10/2016  
**ADDRESS:** 11/F, CENTRE POINT, 181-185, GLOUCESTER ROAD,  
WANCHAI, HONG KONG  
**PROJECT:** ---

**METHOD OF PERFORMANCE CHECK/ CALIBRATION:**

Ref: APHA22nd ed 2130B

**COMMENTS**


It is certified that the item under performance check/calibration has been calibrated/checked by corresponding calibrated equipment in the laboratory.  
Maximum Tolerance and calibration frequency stated in the report, unless otherwise stated, the internal acceptance criteria of Pilot Testing Limited will be followed.

<b>Scope of Test:</b>	Turbidity
<b>Equipment Type:</b>	Turbidimeter
<b>Brand Name:</b>	Xin Rui
<b>Model No.:</b>	WGZ-3B
<b>Serial No.:</b>	1403009
<b>Equipment No.:</b>	---
<b>Date of Calibration:</b>	30/09/2016

**Remarks:**

This is the Final Report. Results apply to sample(s) as submitted. All pages of this report have been checked and approved for release.

Approved Signatory: \_\_\_\_\_



Ms. Wong Po Yan, Pauline  
Testing Engineer

Issue Date: \_\_\_\_\_

15/10/2016

This report may not be reproduced except with prior written approval from Pilot Testing Limited.

Address: No.B12, 5th Floor, Block B, Tonic Industrial Centre, No.19 Lam Hing Street, Kowloon Bay, Kowloon  
Phone +852 2527 6691 | Email info@pilot-testing.com

**REPORT OF EQUIPMENT PERFORMANCE CHECK / CALIBRATION**

**WORK ORDER:** HK1610515  
**DATE OF ISSUE:** 15/10/2016  
**CLIENT:** LAM GEOTECHNICS LIMITED

<b>Equipment Type:</b>	Turbidimeter
<b>Brand Name:</b>	Xin Rui
<b>Model No.:</b>	WGZ-3B
<b>Serial No.:</b>	1403009
<b>Equipment No.:</b>	---
<b>Date of Calibration:</b>	30/09/2016
<b>Date of next Calibration:</b>	30/12/2016

**Parameters:**  
**Turbidity**

Method Ref: APHA 22<sup>nd</sup> ed. 2130B

Expected Reading (NTU)	Display Reading (NTU)	Tolerance
0	0.00	---
4	3.96	-1.0%
10	10.0	0.0%
40	39.1	-2.3%
100	99.0	-1.0%
400	400	0.0%
1000	995	-0.5%
	Tolerance Limit (±)	10%

Remark: "Displayed Reading" presents the figures shown on item under calibration/checking regardless of equipment precision or significant figures.

**REPORT OF EQUIPMENT PERFORMANCE CHECK / CALIBRATION****Information supplied by customer:**

**CONTACT:** MR. SAM LAM **WORK ORDER:** HK1610507  
**CLIENT:** LAM GEOTECHNICS LIMITED  
**DATE RECEIVED:** 28/09/2016  
**DATE OF ISSUE:** 29/09/2016  
**ADDRESS:** 11/F, CENTRE POINT, 181-185, GLOUCESTER ROAD,  
WANCHAI, HONG KONG  
**PROJECT:** ---

**METHOD OF PERFORMANCE CHECK/ CALIBRATION:**

Ref: APHA22nd ed 2130B

**COMMENTS**

It is certified that the item under performance check/calibration has been calibrated/checked by corresponding calibrated equipment in the laboratory.  
Maximum Tolerance and calibration frequency stated in the report, unless otherwise stated, the internal acceptance criteria of Pilot Testing Limited will be followed.

<b>Scope of Test:</b>	Turbidity
<b>Equipment Type:</b>	Turbidimeter
<b>Brand Name:</b>	Xin Rui
<b>Model No.:</b>	WGZ-3B
<b>Serial No.:</b>	1512036
<b>Equipment No.:</b>	---
<b>Date of Calibration:</b>	29/09/2016

## Remarks:

This is the Final Report. Results apply to sample(s) as submitted. All pages of this report have been checked and approved for release.

Approved Signatory: \_\_\_\_\_  
Ms. Wong Po Yan, Pauline  
Testing Engineer

Issue Date: \_\_\_\_\_ 29/09/2016

This report may not be reproduced except with prior written approval from Pilot Testing Limited.

Address: No.B12, 5th Floor, Block B, Tonic Industrial Centre, No.19 Lam Hing Street, Kowloon Bay, Kowloon  
Phone +852 2527 6691 | Email info@pilot-testing.com

**REPORT OF EQUIPMENT PERFORMANCE CHECK / CALIBRATION**

**WORK ORDER:** HK1610507  
**DATE OF ISSUE:** 29/09/2016  
**CLIENT:** LAM GEOTECHNICS LIMITED

<b>Equipment Type:</b>	Turbidimeter
<b>Brand Name:</b>	Xin Rui
<b>Model No.:</b>	WGZ-3B
<b>Serial No.:</b>	1512036
<b>Equipment No.:</b>	---
<b>Date of Calibration:</b>	29/09/2016
<b>Date of next Calibration:</b>	29/12/2016

**Parameters:****Turbidity**Method Ref: APHA 22<sup>nd</sup> ed. 2130B

Expected Reading (NTU)	Display Reading (NTU)	Tolerance
0	0.00	---
4	3.99	-0.2%
10	10.0	-0.4%
40	40.0	0.0%
100	101	1.0%
400	400	0.0%
1000	1000	0.0%
	Tolerance Limit (±)	10%

Remark: "Displayed Reading" presents the figures shown on item under calibration/checking regardless of equipment precision or significant figures.





TISCH ENVIRONMENTAL, INC.  
 145 SOUTH MIAMI AVE  
 VILLAGE OF CLEVELAND, OH  
 45002  
 513.467.9000  
 877.263.7610 TOLL FREE  
 513.467.9009 FAX

ORIFICE TRANSFER STANDARD CERTIFICATION WORKSHEET TE-5025A

Date - May 20, 2016 Rootmeter S/N 0438320 Ta (K) - 293  
 Operator Tisch Orifice I.D. - 3166 Pa (mm) - 748.03

PLATE OR Run #	VOLUME START (m3)	VOLUME STOP (m3)	DIFF VOLUME (m3)	DIFF TIME (min)	METER	ORFICE
					DIFF Hg (mm)	DIFF H2O (in.)
1	NA	NA	1.00	1.4270	3.2	2.00
2	NA	NA	1.00	1.0220	6.4	4.00
3	NA	NA	1.00	0.9100	7.9	5.00
4	NA	NA	1.00	0.8730	8.8	5.50
5	NA	NA	1.00	0.7180	12.7	8.00

DATA TABULATION

Vstd	(x axis) Qstd	(y axis)	Va	(x axis) Qa	(y axis)
0.9967	0.6985	1.4150	0.9957	0.6977	0.8851
0.9925	0.9711	2.0010	0.9915	0.9701	1.2517
0.9904	1.0883	2.2372	0.9893	1.0872	1.3995
0.9892	1.1332	2.3464	0.9882	1.1320	1.4678
0.9840	1.3705	2.8299	0.9830	1.3691	1.7702
Qstd slope (m) = 2.10714			Qa slope (m) = 1.31946		
intercept (b) = -0.05158			intercept (b) = -0.03226		
coefficient (r) = 0.99978			coefficient (r) = 0.99978		
y axis = SQRT[H2O(Pa/760)(298/Ta)]			y axis = SQRT[H2O(Ta/Pa)]		

CALCULATIONS

Vstd = Diff. Vol [(Pa-Diff. Hg)/760] (298/Ta)  
 Qstd = Vstd/Time

Va = Diff Vol [(Pa-Diff Hg)/Pa]  
 Qa = Va/Time

For subsequent flow rate calculations:

Qstd = 1/m { [SQRT(H2O(Pa/760)(298/Ta))] - b }  
 Qa = 1/m { [SQRT H2O(Ta/Pa)] - b }



## Calibration Data for High Volume Sampler (TSP Sampler)

Location : CMA1b  
 Equipment no. : HVS001

Calibration Date : 12-Sep-16  
 Calibration Due Date : 13-Nov-16

### CALIBRATION OF CONTINUOUS FLOW RECORDER

Ambient Condition			
Temperature, T <sub>a</sub>	302	Kelvin	Pressure, P <sub>a</sub>
			1010 mmHg

Orifice Transfer Standard Information					
Equipment No.	Ori002	Slope, m <sub>c</sub>	2.10714	Intercept, b <sub>c</sub>	-0.05158
Last Calibration Date	20-May-16	$(H \times P_a / 1013.3 \times 298 / T_a)^{1/2}$ $= m_c \times Q_{std} + b_c$			
Next Calibration Date	20-May-17				

Calibration of TSP						
Calibration Point	Manometer Reading			Q <sub>std</sub> (m <sup>3</sup> / min.) X-axis	Continuous Flow Recorder, W (CFM)	IC (W(P <sub>a</sub> /1013.3x298/T <sub>a</sub> ) <sup>1/2</sup> /35.31) Y-axis
	(up)	(down)	(difference)			
1	1.2	1.2	2.4	0.7536	12	11.9008
2	2.2	2.2	4.4	1.0117	20	19.8347
3	3.5	3.5	7.0	1.2697	26	25.7852
4	4.5	4.5	9.0	1.4364	30	29.7521
5	5.5	5.5	11.0	1.5855	34	33.7190

By Linear Regression of Y on X

Slope, m = 25.7206      Intercept, b = -6.9594  
 Correlation Coefficient\* = 0.9984  
 Calibration Accepted = Yes/No\*\*

\* if Correlation Coefficient < 0.990, check and recalibration again.

\*\* Delete as appropriate.

Remarks : As per client's provided information, the equipment reference no. of the calibrated High Volume Sampler has been

re-assigned from EL452 to HVS001 with respect to the update in quality management system.

Calibrated by : Jackey MA  
 Date : 12-Sep-16

Checked by : Pauline Wong  
 Date : 12-Sep-16



### Calibration Data for High Volume Sampler (TSP Sampler)

Location : CMA1b  
 Equipment no. : HVS001

Calibration Date : 11-Nov-16  
 Calibration Due Date : 11-Jan-17

#### CALIBRATION OF CONTINUOUS FLOW RECORDER

Ambient Condition			
Temperature, $T_a$	293	Kelvin	Pressure, $P_a$
			1019 mmHg

Orifice Transfer Standard Information					
Equipment No.	Ori002	Slope, $m_c$	2.10714	Intercept, $b_c$	-0.05158
Last Calibration Date	20-May-16	$\left( \frac{H \times P_a}{1013.3 \times 298 / T_a} \right)^{1/2}$ $= m_c \times Q_{std} + b_c$			
Next Calibration Date	20-May-17				

Calibration of TSP						
Calibration Point	Manometer Reading			$Q_{std}$ ( $m^3 / \text{min.}$ ) X-axis	Continuous Flow Recorder, W (CFM)	IC $(W(P_a/1013.3 \times 298/T_a)^{1/2}/35.31)$ Y-axis
	(up)	(down)	(difference)			
1	1.6	1.6	3.2	0.8830	27	27.3059
2	2.6	2.6	5.2	1.1189	33	33.3739
3	3.9	3.9	7.8	1.3649	43	43.4871
4	4.9	4.9	9.8	1.5270	50	50.5664
5	6.3	6.3	12.6	1.7281	55	55.6231

By Linear Regression of Y on X

Slope, m = 35.1337      Intercept, b = -4.4599  
 Correlation Coefficient\* = 0.9954  
 Calibration Accepted = Yes/No\*\*

\* if Correlation Coefficient < 0.990, check and recalibration again.

\*\* Delete as appropriate.

Remarks : As per client's provided information, the equipment reference no. of the calibrated High Volume Sampler has been

re-assigned from EL452 to HVS001 with respect to the update in quality management system.

Calibrated by : Jackey MA  
 Date : 11-Nov-16

Checked by : Pauline Wong  
 Date : 11-Nov-16



### Calibration Data for High Volume Sampler (TSP Sampler)

Location : CMA2a  
 Equipment no. : HVS002

Calibration Date : 12-Sep-16  
 Calibration Due Date : 13-Nov-16

#### CALIBRATION OF CONTINUOUS FLOW RECORDER

Ambient Condition			
Temperature, $T_a$	302	Kelvin	Pressure, $P_a$
			1010 mmHg

Orifice Transfer Standard Information					
Equipment No.	Ori002	Slope, $m_c$	2.10714	Intercept, $b_c$	-0.05158
Last Calibration Date	20-May-16	$\left( \frac{H \times P_a}{1013.3 \times 298 / T_a} \right)^{1/2}$ $= m_c \times Q_{std} + b_c$			
Next Calibration Date	20-May-17				

Calibration of TSP						
Calibration Point	Manometer Reading			$Q_{std}$ ( $m^3 / \text{min.}$ ) X-axis	Continuous Flow Recorder, W (CFM)	IC $(W(P_a/1013.3 \times 298/T_a)^{1/2}/35.31)$ Y-axis
	(up)	(down)	(difference)			
1	1.4	1.4	2.8	0.8120	28	27.7686
2	2.3	2.3	4.6	1.0339	34	33.7190
3	4.3	4.3	8.6	1.4047	44	43.6364
4	4.9	4.9	9.8	1.4979	48	47.6034
5	6.0	6.0	12.0	1.6549	56	55.5372

By Linear Regression of Y on X

Slope, m = 31.4606      Intercept, b = 1.3620  
 Correlation Coefficient\* = 0.9900  
 Calibration Accepted = Yes/No\*\*

\* if Correlation Coefficient < 0.990, check and recalibration again.

\*\* Delete as appropriate.

Remarks : As per client's provided information, the equipment reference no. of the calibrated High Volume Sampler has been

re-assigned from EL449 to HVS002 with respect to the update in quality management system.

Calibrated by : Jackey MA  
 Date : 12-Sep-16

Checked by : Pualine Wong  
 Date : 12-Sep-16



### Calibration Data for High Volume Sampler (TSP Sampler)

Location : CMA2a  
 Equipment no. : HVS002

Calibration Date : 11-Nov-16  
 Calibration Due Date : 11-Jan-17

#### CALIBRATION OF CONTINUOUS FLOW RECORDER

Ambient Condition			
Temperature, $T_a$	293	Kelvin	Pressure, $P_a$
			1019 mmHg

Orifice Transfer Standard Information					
Equipment No.	Ori002	Slope, $m_c$	2.10714	Intercept, $b_c$	-0.05158
Last Calibration Date	20-May-16	$\left( H \times P_a / 1013.3 \times 298 / T_a \right)^{1/2}$ $= m_c \times Q_{std} + b_c$			
Next Calibration Date	20-May-17				

Calibration of TSP						
Calibration Point	Manometer Reading			$Q_{std}$ ( $m^3 / min.$ ) X-axis	Continuous Flow Recorder, W (CFM)	IC ( $W(P_a/1013.3 \times 298/T_a)^{1/2}/35.31$ ) Y-axis
	(up)	(down)	(difference)			
1	1.8	1.8	3.6	0.9351	28	28.3172
2	2.7	2.7	5.4	1.1398	35	35.3965
3	4.6	4.6	9.2	1.4802	46	46.5211
4	5.5	5.5	11.0	1.6163	51	51.5778
5	6.7	6.7	13.4	1.7814	57	57.6457

By Linear Regression of Y on X

Slope, m = 34.3731      Intercept, b = -3.9066  
 Correlation Coefficient\* = 0.9997  
 Calibration Accepted = Yes/No\*\*

\* if Correlation Coefficient < 0.990, check and recalibration again.

\*\* Delete as appropriate.

Remarks : As per client's provided information, the equipment reference no. of the calibrated High Volume Sampler has been re-assigned from EL449 to HVS002 with respect to the update in quality management system.

Calibrated by : Jackey MA  
 Date : 11-Nov-16

Checked by : Pualine Wong  
 Date : 11-Nov-16



## Calibration Data for High Volume Sampler (TSP Sampler)

Location : CMA3a Calibration Date : 12-Sep-16  
 Equipment no. : HVS012 Calibration Due Date : 13-Nov-16

### CALIBRATION OF CONTINUOUS FLOW RECORDER

Ambient Condition			
Temperature, $T_a$	302	Kelvin	Pressure, $P_a$
			1010 mmHg

Orifice Transfer Standard Information					
Equipment No.	Ori002	Slope, $m_c$	2.10714	Intercept, $b_c$	-0.05158
Last Calibration Date	20-May-16	$\left( H \times P_a / 1013.3 \times 298 / T_a \right)^{1/2}$ $= m_c \times Q_{std} + b_c$			
Next Calibration Date	20-May-17				

Calibration of TSP						
Calibration Point	Manometer Reading			$Q_{std}$ ( $m^3 / min.$ ) X-axis	Continuous Flow Recorder, W (CFM)	IC $(W(P_a/1013.3 \times 298/T_a)^{1/2}/35.31)$ Y-axis
	(up)	(down)	(difference)			
1	1.2	1.2	2.4	0.7536	24	23.8017
2	1.8	1.8	3.6	0.9175	32	31.7356
3	3.2	3.2	6.4	1.2152	40	39.6695
4	4.2	4.2	8.4	1.3886	45	44.6281
5	5.4	5.4	10.8	1.5712	50	49.5868

By Linear Regression of Y on X

Slope,  $m$  = 30.5105 Intercept,  $b$  = 2.2112  
 Correlation Coefficient\* = 0.9943  
 Calibration Accepted = Yes/No\*\*

\* if Correlation Coefficient < 0.990, check and recalibration again.

\*\* Delete as appropriate.

Remarks : As per client's provided information, the equipment reference no. of the calibrated High Volume Sampler has been

re-assigned from EL333 to HVS012 with respect to the update in quality management system.

Calibrated by : Jackey MA Checked by : Pauline Wong  
 Date : 12-Sep-16 Date : 12-Sep-16



## Calibration Data for High Volume Sampler (TSP Sampler)

Location : CMA3a Calibration Date : 11-Nov-16  
 Equipment no. : HVS012 Calibration Due Date : 11-Jan-17

### CALIBRATION OF CONTINUOUS FLOW RECORDER

Ambient Condition						
Temperature, T <sub>a</sub>	293	Kelvin	Pressure, P <sub>a</sub>	1019	mmHg	
Orifice Transfer Standard Information						
Equipment No.	Ori002	Slope, m <sub>c</sub>	2.10714	Intercept, b <sub>c</sub>	-0.05158	
Last Calibration Date	20-May-16	$\left( \frac{H \times P_a}{1013.3 \times 298 / T_a} \right)^{1/2}$ $= m_c \times Q_{std} + b_c$				
Next Calibration Date	20-May-17					
Calibration of TSP						
Calibration Point	Manometer Reading			Q <sub>std</sub> (m <sup>3</sup> / min.) X-axis	Continuous Flow Recorder, W (CFM)	IC (W(P <sub>a</sub> /1013.3x298/T <sub>a</sub> ) <sup>1/2</sup> /35.31) Y-axis
	(up)	(down)	(difference)			
1	1.3	1.3	2.6	0.7984	32	32.3625
2	2.1	2.1	4.2	1.0081	38	38.4305
3	3.3	3.3	6.6	1.2575	45	45.5098
4	4.2	4.2	8.4	1.4155	50	50.5664
5	5.2	5.2	10.4	1.5723	56	56.6344
By Linear Regression of Y on X						
Slope, m	=	30.8649	Intercept, b	=	7.3433	
Correlation Coefficient*	=	0.9982				
Calibration Accepted	=	Yes/No**				

\* if Correlation Coefficient < 0.990, check and recalibration again.

\*\* Delete as appropriate.

Remarks : As per client's provided information, the equipment reference no. of the calibrated High Volume Sampler has been re-assigned from EL333 to HVS012 with respect to the update in quality management system.

Calibrated by : Jackey MA Checked by : Pauline Wong  
 Date : 11-Nov-16 Date : 11-Nov-16



### Calibration Data for High Volume Sampler (TSP Sampler)

Location : CMA4a  
 Equipment no. : HVS004

Calibration Date : 12-Sep-16  
 Calibration Due Date : 13-Nov-16

#### CALIBRATION OF CONTINUOUS FLOW RECORDER

Ambient Condition			
Temperature, T <sub>a</sub>	302	Kelvin	Pressure, P <sub>a</sub>
			1010 mmHg

Orifice Transfer Standard Information					
Equipment No.	Ori002	Slope, m <sub>c</sub>	2.10714	Intercept, b <sub>c</sub>	-0.05158
Last Calibration Date	20-May-16	$\left( \frac{H \times P_a}{1013.3 \times 298 / T_a} \right)^{1/2}$ $= m_c \times Q_{std} + b_c$			
Next Calibration Date	20-May-17				

Calibration of TSP						
Calibration Point	Manometer Reading			Q <sub>std</sub> (m <sup>3</sup> / min.) X-axis	Continuous Flow Recorder, W (CFM)	IC (W(P <sub>a</sub> /1013.3x298/T <sub>a</sub> ) <sup>1/2</sup> /35.31) Y-axis
	(up)	(down)	(difference)			
1	1.4	1.4	2.8	0.8120	22	21.8182
2	2.2	2.2	4.4	1.0117	32	31.7356
3	3.4	3.4	6.8	1.2518	44	43.6364
4	4.4	4.4	8.8	1.4207	48	47.6034
5	5.5	5.5	11.0	1.5855	56	55.5372

By Linear Regression of Y on X

Slope, m = 42.7983      Intercept, b = -11.9911  
 Correlation Coefficient\* = 0.9952  
 Calibration Accepted = Yes/No\*\*

\* if Correlation Coefficient < 0.990, check and recalibration again.

\*\* Delete as appropriate.

Remarks : As per client's provided information, the equipment reference no. of the calibrated High Volume Sampler has been re-assigned from EL390 to HVS004 with respect to the update in quality management system.

Calibrated by : Jackey MA  
 Date : 12-Sep-16

Checked by : Pauline Wong  
 Date : 12-Sep-16





## Calibration Data for High Volume Sampler (TSP Sampler)

Location : CMA4a  
 Equipment no. : HVS004

Calibration Date : 11-Nov-16  
 Calibration Due Date : 11-Jan-17

### CALIBRATION OF CONTINUOUS FLOW RECORDER

Ambient Condition			
Temperature, T <sub>a</sub>	293	Kelvin	Pressure, P <sub>a</sub>
			1019 mmHg

Orifice Transfer Standard Information					
Equipment No.	Ori002	Slope, m <sub>c</sub>	2.10714	Intercept, b <sub>c</sub>	-0.05158
Last Calibration Date	20-May-16	$\left( H \times P_a / 1013.3 \times 298 / T_a \right)^{1/2}$ $= m_c \times Q_{std} + b_c$			
Next Calibration Date	20-May-17				

Calibration of TSP						
Calibration Point	Manometer Reading			Q <sub>std</sub> (m <sup>3</sup> / min.) X-axis	Continuous Flow Recorder, W (CFM)	IC (W(P <sub>a</sub> /1013.3x298/T <sub>a</sub> ) <sup>1/2</sup> /35.31) Y-axis
	(up)	(down)	(difference)			
1	1.4	1.4	2.8	0.8276	25	25.2832
2	2.2	2.2	4.4	1.0312	32	32.3625
3	3.3	3.3	6.6	1.2575	41	41.4645
4	4.3	4.3	8.6	1.4320	46	46.5211
5	5.6	5.6	11.2	1.6307	52	52.5891

By Linear Regression of Y on X

Slope, m = 34.3403      Intercept, b = -2.7938  
 Correlation Coefficient\* = 0.9982  
 Calibration Accepted = Yes/No\*\*

\* if Correlation Coefficient < 0.990, check and recalibration again.

\*\* Delete as appropriate.

Remarks : As per client's provided information, the equipment reference no. of the calibrated High Volume Sampler has been re-assigned from EL390 to HVS004 with respect to the update in quality management system.

Calibrated by : Jackey MA  
 Date : 11-Nov-16

Checked by : Pauline Wong  
 Date : 11-Nov-16



### Calibration Data for High Volume Sampler (TSP Sampler)

Location : CMA5b  
 Equipment no. : HVS010

Calibration Date : 12-Sep-16  
 Calibration Due Date : 13-Nov-16

#### CALIBRATION OF CONTINUOUS FLOW RECORDER

Ambient Condition			
Temperature, T <sub>a</sub>	302	Kelvin	Pressure, P <sub>a</sub>
			1010 mmHg

Orifice Transfer Standard Information				
Equipment No.	Ori002	Slope, m <sub>c</sub>	2.10714	Intercept, b <sub>c</sub>
				-0.05158
Last Calibration Date	20-May-16	$(H \times P_a / 1013.3 \times 298 / T_a)^{1/2}$ $= m_c \times Q_{std} + b_c$		
Next Calibration Date	20-May-17			

Calibration of TSP						
Calibration Point	Manometer Reading			Q <sub>std</sub> (m <sup>3</sup> / min.) X-axis	Continuous Flow Recorder, W (CFM)	IC (W(P <sub>a</sub> /1013.3x298/T <sub>a</sub> ) <sup>1/2</sup> /35.31) Y-axis
	(up)	(down)	(difference)			
1	1.4	1.4	2.8	0.8120	34	33.7190
2	2.2	2.2	4.4	1.0117	42	41.6529
3	3.4	3.4	6.8	1.2518	50	49.5868
4	4.4	4.4	8.8	1.4207	56	55.5372
5	5.6	5.6	11.2	1.5996	61	60.4959

By Linear Regression of Y on X

Slope, m = 34.0485                      Intercept, b = 6.6876  
 Correlation Coefficient\* = 0.9985  
 Calibration Accepted = Yes/No\*\*

\* if Correlation Coefficient < 0.990, check and recalibration again.

\*\* Delete as appropriate.

Remarks : As per client's provided information, the equipment reference no. of the calibrated High Volume Sampler has been re-assigned from EL222 to HVS010 with respect to the update in quality management system.

Calibrated by : Jackey MA  
 Date : 12-Sep-16

Checked by : Pauline Wong  
 Date : 12-Sep-16



### Calibration Data for High Volume Sampler (TSP Sampler)

Location : CMA5b  
 Equipment no. : HVS010

Calibration Date : 11-Nov-16  
 Calibration Due Date : 11-Jan-17

#### CALIBRATION OF CONTINUOUS FLOW RECORDER

Ambient Condition			
Temperature, $T_a$	293	Kelvin	Pressure, $P_a$
			1019 mmHg

Orifice Transfer Standard Information				
Equipment No.	Ori002	Slope, $m_c$	2.10714	Intercept, $b_c$
				-0.05158
Last Calibration Date	20-May-16	$(H \times P_a / 1013.3 \times 298 / T_a)^{1/2}$ $= m_c \times Q_{std} + b_c$		
Next Calibration Date	20-May-17			

Calibration of TSP						
Calibration Point	Manometer Reading			$Q_{std}$ ( $m^3 / min.$ ) X-axis	Continuous Flow Recorder, W (CFM)	IC ( $W(P_a/1013.3 \times 298/T_a)^{1/2}/35.31$ ) Y-axis
	(up)	(down)	(difference)			
1	1.4	1.4	2.8	0.8276	32	32.3625
2	2.3	2.3	4.6	1.0539	38	38.4305
3	3.5	3.5	7.0	1.2943	48	48.5438
4	4.6	4.6	9.2	1.4802	52	52.5891
5	5.8	5.8	11.6	1.6591	60	60.6797

By Linear Regression of Y on X

Slope, m = 33.8651      Intercept, b = 3.7484  
 Correlation Coefficient\* = 0.9956  
 Calibration Accepted = Yes/No\*\*

\* if Correlation Coefficient < 0.990, check and recalibration again.

\*\* Delete as appropriate.

Remarks : As per client's provided information, the equipment reference no. of the calibrated High Volume Sampler has been re-assigned from EL222 to HVS010 with respect to the update in quality management system.

Calibrated by : Jackey MA  
 Date : 11-Nov-16

Checked by : Pauline Wong  
 Date : 11-Nov-16



### Calibration Data for High Volume Sampler (TSP Sampler)

Location : CMA6a  
 Equipment no. : HVS013

Calibration Date : 12-Sep-16  
 Calibration Due Date : 13-Nov-16

#### CALIBRATION OF CONTINUOUS FLOW RECORDER

Ambient Condition			
Temperature, $T_a$	302	Kelvin	Pressure, $P_a$
			1010 mmHg

Orifice Transfer Standard Information					
Equipment No.	Ori002	Slope, $m_c$	2.10714	Intercept, $b_c$	-0.05158
Last Calibration Date	20-May-16	$\left( \frac{H \times P_a}{1013.3 \times 298 / T_a} \right)^{1/2}$ $= m_c \times Q_{std} + b_c$			
Next Calibration Date	20-May-17				

Calibration of TSP						
Calibration Point	Manometer Reading			$Q_{std}$ ( $m^3 / min.$ ) X-axis	Continuous Flow Recorder, W (CFM)	IC $(W(P_a/1013.3 \times 298/T_a)^{1/2}/35.31)$ Y-axis
	(up)	(down)	(difference)			
1	1.5	1.5	3.0	0.8397	31	30.7438
2	2.4	2.4	4.8	1.0556	39	38.6777
3	3.7	3.7	7.4	1.3048	48	47.6034
4	4.7	4.7	9.4	1.4675	53	52.5620
5	5.8	5.8	11.6	1.6275	60	59.5042

By Linear Regression of Y on X

Slope, m = 35.8920      Intercept, b = 0.6298  
 Correlation Coefficient\* = 0.9992  
 Calibration Accepted = Yes/No\*\*

\* if Correlation Coefficient < 0.990, check and recalibration again.

\*\* Delete as appropriate.

Remarks : As per client's provided information, the equipment reference no. of the calibrated High Volume Sampler has been re-assigned from EL551 to HVS013 with respect to the update in quality management system.

Calibrated by : Jackey MA  
 Date : 12-Sep-16

Checked by : Pauline Wong  
 Date : 12-Sep-16



## Calibration Data for High Volume Sampler (TSP Sampler)

Location : CMA6a  
 Equipment no. : HVS013

Calibration Date : 11-Nov-16  
 Calibration Due Date : 11-Jan-17

### CALIBRATION OF CONTINUOUS FLOW RECORDER

Ambient Condition			
Temperature, $T_a$	293	Kelvin	Pressure, $P_a$
			1019 mmHg

Orifice Transfer Standard Information					
Equipment No.	Ori002	Slope, $m_c$	2.10714	Intercept, $b_c$	-0.05158
Last Calibration Date	20-May-16	$\left( \frac{H \times P_a}{1013.3 \times 298 / T_a} \right)^{1/2}$ $= m_c \times Q_{std} + b_c$			
Next Calibration Date	20-May-17				

Calibration of TSP						
Calibration Point	Manometer Reading			$Q_{std}$ ( $m^3 / min.$ ) X-axis	Continuous Flow Recorder, W (CFM)	IC $(W(P_a/1013.3 \times 298/T_a)^{1/2}/35.31)$ Y-axis
	(up)	(down)	(difference)			
1	1.5	1.5	3.0	0.8558	33	33.3739
2	2.2	2.2	4.4	1.0312	42	42.4758
3	3.5	3.5	7.0	1.2943	48	48.5438
4	4.6	4.6	9.2	1.4802	53	53.6004
5	5.9	5.9	11.8	1.6732	59	59.6684

By Linear Regression of Y on X

Slope,  $m$  = 30.4334      Intercept,  $b$  = 8.9749  
 Correlation Coefficient\* = 0.9909  
 Calibration Accepted = Yes/No\*\*

\* if Correlation Coefficient < 0.990, check and recalibration again.

\*\* Delete as appropriate.

Remarks : As per client's provided information, the equipment reference no. of the calibrated High Volume Sampler has been re-assigned from EL551 to HVS013 with respect to the update in quality management system.

Calibrated by : Jackey MA  
 Date : 11-Nov-16

Checked by : Pauline Wong  
 Date : 11-Nov-16